






Un-Audited
2nd Quarter Financial Statements
31 December 2024
National Polymer Industries PLC

National Polymer Industries PLC.
Statement of Financial Position (Un-audited)
As at 31 December 2024

Particulars	Notes	Amount in Taka	
		31.12.2024	30.06.2024
ASSETS			
A. Non-Current Assets			
Property, Plant & Equipment	4	4,235,020,455	4,312,083,652
FDR Investment	5	83,039,690	81,754,603
Capital Work-in-Progress (CWIP)	6	8,253,980	7,622,746
		4,326,314,125	4,401,461,001
B. Current Assets			
Inventories	7	1,435,403,975	1,349,756,554
Trade & Other Receivables	8	1,150,242,373	1,383,273,609
Advance, Deposits & Pre-payments	9	372,756,970	494,870,967
Advance Income Tax	10	672,998,943	617,787,453
Accrued Interest Receivable on FDR	11	4,572,861	2,615,003
Cash & Cash Equivalents	13	161,299,108	149,996,326
		3,797,274,229	3,998,299,912
Total Assets (A+B)		8,123,588,354	8,399,760,913
EQUITY & LIABILITIES			
C. Shareholders' Equity & Reserves			
Share Capital	14	729,836,680	729,836,680
Share Premium	15	316,459,170	316,459,170
Revaluation Reserve	16	496,260,922	496,260,922
Retained Earnings	17	643,945,417	692,765,419
		2,186,502,189	2,235,322,191
D. Non-Current Liabilities			
Long-Term Loan (Non-Current Maturity)	18.1	778,701,116	844,728,616
Deferred Tax Liability	19	79,485,014	79,485,014
Zero Coupon Bonds	20	498,000,000	498,000,000
Inter-Company Loan (Non-Current Maturity)	21	443,333,322	569,999,990
		1,799,519,453	1,992,213,620
E. Current Liabilities			
Short-Term Loan	22	2,843,181,569	2,934,109,539
Long-Term Loan (Current Maturity)	18.2	62,926,096	66,997,413
Bank Overdraft	23	529,032,839	533,243,940
Accounts Payable	24	78,140,242	129,541,047
Unclaimed Dividend Account	25	10,866,786	10,870,802
Inter-Company Loan (Current Maturity)	26	253,333,336	253,333,336
Provision for Expenses	27	197,027,380	97,880,803
WPPF & Welfare Fund	28	12,603,395	10,478,486
Provision for Taxation	29	150,455,070	135,769,735
		4,137,566,712	4,172,225,101
Total Equity & Liabilities (C+D+E)		8,123,588,354	8,399,760,913
Net Asset Value (NAV) Per Share	40	29.96	30.63

The accompanying policies and explanatory notes form an integral part of these financial statements

 Chairman
  Managing Director
  Director

 Company Secretary
  Chief Financial Officer

Dated; Dhaka
January 29, 2025



National Polymer Industries PLC.
Statement of Profit or Loss and Others Comprehensive Income (Un-audited)
For the period ended 31 December 2024

Particulars	Notes	Amount in Taka			
		01.07.2024 to 31.12.2024	01.07.2023 to 31.12.2023	01.10.2024 to 31.12.2024	01.10.2023 to 31.12.2023
Revenue	30	2,447,555,721	3,550,309,646	1,058,398,917	1,955,443,919
Less: Cost of Goods Sold	31	(2,008,591,297)	(2,921,207,734)	(865,904,171)	(1,608,497,370)
Gross Profit		438,964,425	629,101,912	192,494,746	346,946,549
Less: Operating Expenses					
Administrative Expenses	32	(73,426,128)	(105,063,218)	(10,425,926)	(40,257,790)
Selling and Distribution Expenses	33	(67,307,284)	(95,515,587)	(41,847,751)	(64,941,729)
Profit from Operations		298,231,012	428,523,107	140,221,069	241,747,029
Add/(Less): Other Income/Expenses					
Other Income	34	9,670,470	5,728,113	5,006,041	1,488,440
Foreign Exchange Gain/(Loss)	35	(25,702,085)	(65,616,319)	(18,163,417)	(43,143,085)
Financial Expenses	36	(237,576,304)	(269,083,946)	(119,349,127)	(158,197,309)
Profit before WPPF and Taxation		44,623,092	99,550,956	7,714,565	41,895,076
Less: Provision for Workers Profit Participation Fund (WPPF)	37	(2,124,909)	(4,740,522)	(367,360)	(1,995,004)
Profit before Taxation		42,498,183	94,810,434	7,347,205	39,900,072
Less: Provision for Tax	38	(14,685,334)	(21,301,858)	(6,350,394)	(10,319,786)
Net Profit/(Loss) after Tax		27,812,849	73,508,576	996,811	29,580,287
Other Comprehensive Income/(Loss) for the year					
Actuarial Loss on Defined Benefit Plan		-	-	-	-
Total Comprehensive Income/(Loss) for the year		27,812,849	73,508,576	996,811	29,580,287
Basic Earnings Per Share (EPS)	39	0.38	1.01	0.01	0.41

The accompanying policies and explanatory notes form an integral part of these financial statements


Chairman


Managing Director


Director


Company Secretary


Chief Financial Officer

Dated; Dhaka
January 29, 2025




National Polymer Industries PLC.
Statement of Changes in Equity (Un-audited)
For the period ended 31 December 2024

Particulars	Amount in Taka				
	Share Capital	Share Premium	Revaluation Reserve	Retained Earnings	Total
Balance as at 01 July 2024	729,836,680	316,459,170	496,260,922	692,765,419	2,235,322,191
Cash Dividend (FY: 2023-24)	-	-	-	(76,632,851)	(76,632,851)
Profit Earned during the year	-	-	-	27,812,849	27,812,849
Balance as at 31 December 2024	729,836,680	316,459,170	496,260,922	643,945,417	2,186,502,189

For the period ended 31 December 2023

Particulars	Amount in Taka				
	Share Capital	Share Premium	Revaluation Reserve	Retained Earnings	Total
Balance as at 01 July 2023	729,836,680	316,459,170	496,260,922	626,023,056	2,168,579,828
Cash Dividend (FY: 2022-23)	-	-	-	(76,632,851)	(76,632,851)
Profit Earned during the year	-	-	-	73,508,576	73,508,576
Balance as at 31 December 2023	729,836,680	316,459,170	496,260,922	622,898,781	2,165,455,553


Chairman


Managing Director


Director


Company Secretary


Chief Financial Officer

Dated; Dhaka
January 29, 2025



National Polymer Industries PLC.
Statement of Cash Flows (Un-audited)
For the period ended 31 December 2024

Particulars	Amount in Taka	
	31.12.2024	31.12.2023
A. Cash Flows from Operating Activities		
Collection from Sales and Others	2,685,684,566	3,542,412,545
Payment to Suppliers, Employees and Others	(2,013,088,284)	(3,150,451,327)
	672,596,282	391,961,218
Income Tax Paid	(55,211,490)	(71,683,164)
Foreign Exchange Gain/(Loss)	(25,702,085)	(65,616,319)
Financial Expenses	(140,258,634)	(174,986,057)
Net Cash provided by Operating Activities	451,424,073	79,675,678
B. Cash Flows from Investing Activities		
Acquisition of Property, Plant & Equipment	(41,359,999)	(273,652,675)
Investment/Encashment in FDR	(1,285,087)	(12,048,288)
Capital Work-in-Progress (CWIP)	(8,253,980)	(161,922,082)
Net Cash used in Investing Activities	(50,899,066)	(447,623,046)
C. Cash Flows from Financing Activities		
Proceeds from Long-Term Loan	-	197,199,704
Payment of Long-Term Loan	(70,098,817)	(66,271,996)
Increase/(Decrease) in Short-Term Loan	(95,139,071)	480,858,532
Increase/(Decrease) in Inter-Company Loan Receivable	-	(102,797)
Payment of Inter-Company Loan (Syndicate)	(126,666,668)	(126,666,668)
Interest paid on Long-Term Loan	(97,317,670)	(94,097,888)
Net Cash provided by Financing Activities	(389,222,226)	390,918,887
Net Increase/(Decrease) in Cash during the year (A+B+C)	11,302,782	22,971,519
Opening Cash & Cash Equivalents	149,996,326	214,394,601
Closing Cash & Cash Equivalents	161,299,108	237,366,121
Net Operating Cash Flows per Share (NOCFPS)	6.19	1.09


Chairman


Managing Director


Director


Company Secretary


Chief Financial Officer

Dated; Dhaka
January 29, 2025



National Polymer Industries PLC.
Notes to the Financial Statements (Un-audited)
For the period ended 31 December 2024

1.0 Corporate History of the Reporting Entity

1.1 Legal Status of the Company

National Polymer Industries PLC. (the "Company") was incorporated under the Company Act, 1994 as a Public Limited Company by shares on June 26, 1987 and its shares are listed in the Stock Exchange (both in Dhaka and Chittagong Stock Exchange Ltd.) in Bangladesh during the year 1991 and 1995 respectively. The Limited company change name **National Polymer Industries Limited** to **National Polymer Industries PLC.** under the Company Act, 1994 section 11, sub-section (7) on February 19, 2023. It's incorporation number is C-16602.

1.2 Address of Registered Office and Principal Place of Business

The Company's registered office is located at Squib Road, Nishatnagar, Tongi, Gazipur.

1.3 Nature of Business

The Company owns and operates PVC Pipes, PVC Water Tanks, PVC Doors and Bottle grade PVC Compound Manufacturing Plant, produces and markets the same in the local and foreign markets.

1.4 Number of Employees

The number of employees at year-end were 1434 and the Board of Directors has 05 members.

1.5 Licenses, Registration and Approval of Different Authority

License & Registration achieved from the office of the Chief Controller of Export & Import, Dhaka City Corporation, Gazipur City Corporation, Customs, Excise & VAT Commissionerate, Dhaka (North), National Board of Revenue, etc.

Approval & Certification received from the Department of Environment, Department of Labour, Department of Fire Service & Civil Defense, Department of Patent, Design & Trademark, Director General of Health Services, Bangladesh Investment Development Authority (ex. Board of Investment), Bangladesh Small & Cottage Industries Corporation (BSCIC) etc.

2.0 Basis of Preparation, Presentation and Disclosures of Financial Statements

2.1 Statement of Compliance

These financial statements have been prepared and the disclosure of information are made in accordance with International Accounting Standards (IASs) and the International Financial Reporting Standards (IFRSs) as adopted in Bangladesh by the Institute of Chartered Accountants of Bangladesh (ICAB), the Companies Act 1994, the Securities and Exchange Ordinance 1969, the Securities and Exchange Rules 1987 and other relevant local Laws as applicable. The Statement of Financial Position and the Statement of Profit or Loss and Other Comprehensive Income have been prepared according to International Accounting Standard (IAS) 1: Presentation of Financial Statements on accrual basis of accounting following going concern assumption under Generally Accepted Accounting Principles and practices in Bangladesh. The Statement of Cash Flows is prepared according to IAS 7: Statement of Cash Flows has been presented under direct method as required by the Bangladesh Securities and Exchange Rules 1987.

i) Application of International Accounting Standards (IASs) and International Financial Reporting Standards (IFRSs)

The following IASs and IFRSs are applicable for the preparation of financial statements of the company for the year under:

Name of the Accounting Standards	Reference	Status
First-time adoption of International Financial Reporting Standards	IFRSs-1	Not applicable
Share Based Payment	IFRSs-2	Not applicable
Business Combinations	IFRSs-3	Not applicable
Non-current Assets Held for Sale and Discontinued Operations	IFRSs-5	Not applicable
Exploration for and Evaluation of Mineral Resources	IFRSs-6	Not applicable
Financial Instruments: Disclosures	IFRSs-7	Applied



Operating Segments	IFRSs-8	Not applicable
Financial Instruments	IFRSs-9	Applied
Consolidated Financial Statements	IFRSs-10	u
Joint Arrangements	IFRSs-11	Not applicable
Disclosure of Interest in other Entities	IFRSs-12	Not applicable
Fair Value Measurement	IFRSs-13	Not applicable
Regulatory Deferral Accounts	IFRSs-14	Not applicable
Revenue from Contracts with Customers	IFRSs-15	Applied
Leases	IFRSs-16	Not applicable
Insurance Contracts	IFRSs-17	Not applicable
Presentation of Financial Statements	IASs-1	Applied
Inventories	IASs-2	Applied
Statement of Cash Flows	IASs-7	Applied
Accounting Policies, Changes in Accounting Estimates and Errors	IASs-8	Applied
Events after the Reporting Period	IASs-10	Applied
Income Taxes	IASs-12	Applied
Property, Plant and Equipment	IASs-16	Applied
Employee Benefits	IASs-19	Applied
Accounting for Government Grants and Disclosure of Government Assistance	IASs-20	Applied
The Effects of Changes in Foreign Exchange Rates	IASs-21	Applied
Borrowing Costs	IASs-23	Applied
Related Party Disclosures	IASs-24	Applied
Investments in Associates	IASs-28	Not applicable
Earnings per Share	IASs-33	Applied
Interim Financial Reporting	IASs-34	Applied
Intangible Assets	IASs-38	Not Applicable
Financial instruments: Recognition and Measurement	IASs-39	Applied

ii) Compliances of Other Local Laws and Regulations

In addition, the Company is also required to comply with the following major legal provisions:

- The Securities & Exchange Rules, 1987;
- International Accounting Standards (IASs) or International Financial Reporting Standards (IFRSs) as applicable in Bangladesh
- Financial Reporting Act, 2015
- The Listing Rules of Dhaka Stock Exchanges Ltd.
- The Listing Rules of Chittagong Stock Exchanges Ltd.
- Income Tax Ordinance 1984 and Rules
- The Income Tax Act, 2023
- The VAT and Supplementary Duty Act, 2012
- The VAT and Supplementary Duty Rules, 2016
- The Value Added Tax Act, 1991
- The Value Added Tax Rules, 1991
- The Customs Act 1969
- The Bangladesh Labor Act 2006 (Amendment in 2013)
- The Bangladesh Labor Rules (Amendment in 2015)
- Other relevant Local Laws and Rules

2.2 Basis for Measurement

The financial statements have been prepared on historical cost basis except for certain assets which are stated either at revalued amount or fair market value as explained in the accompanying notes and, therefore, do not take into consideration the effect of inflation.



2.3 Accrual Basis Accounting

The Financial Statements have been prepared, except for Cash Flow Statements, using the accrual basis of accounting. Under this concept, the company recognises items as assets, liabilities, equity, income and expenses when they satisfy the definitions and recognition criteria for those elements as per related accounting standard and framework.

2.4 Functional and Presentation Currency

These financial statements are presented in Bangladesh currency (Tk./Taka/ BDT), which is both the functional and the presentation currency of the Company. All financial information presented in Taka has been rounded off to the nearest integer.

Transactions denominated in foreign currencies are translated into Bangladeshi Taka and recorded at rates of exchange ruling on the date of transaction in accordance with IAS 21 "The Effects of Changes in Foreign Exchange Rates".

2.5 Going Concern

The company has adequate resources to continue in operation for the foreseeable future. For this reasons the directors continue to adopt going concern basis in preparing the financial statements. The current credit facilities and resources of the company provides sufficient fund to meet the present requirements of its existing business.

2.6 Use of Estimates and Judgments

The preparation of Financial Statements in conformity with International Accounting Standards (IASs) or International Financial Reporting Standards (IFRSs) requires the management to make estimates and assumptions that affect the amounts of assets, liabilities, revenue, costs, expenses and other comprehensive income/(loss) that are reported in the Financial Statements and accompanying disclosures.

These estimates are based on management's best knowledge of current events, historical experience, actions that the company may undertake in future and on various other assumptions that are believed to be reasonable under circumstances.

2.7 Reporting Period

The Financial Statements covers the period from July 01, 2024 to December 31, 2024.

2.8 Component of Financial Statements

The components of these Financial Statements in accordance with the framework of IAS 1: Presentation of Financial Statements comprises the following:

- i) Statement of Financial Position;
- ii) Statement of Profit or Loss and Other Comprehensive Income;
- iii) Statement of Changes in Equity;
- iv) Statement of Cash Flows; and
- v) Notes, comprising a summary of significant accounting policies and other explanatory information

2.9 Comparative Information and It's Rearrangement

Comparative information have been disclosed in respect of the previous year for all numerical information in the financial statements including narrative and descriptive information when it is relevant for understanding of the current year's financial statements.

Previous year's figure has been re-arranged and restated whenever considered necessary to ensure comparability with the current year's presentation as per IAS-8 "Accounting Policies, Changes in Accounting Estimates and Errors".

3.0 Summery of Significant Accounting Policies

The accounting policies for the Company set out below, which comply with International Financial Reporting Standard (IFRSs), International Accounting Standards (IASs), the Companies Act 1994 and Rules & Regulations of Bangladesh Securities & Exchange Commission which have been applied consistently to all periods presented in these financial statements



3.1 Property, Plant & Equipment (PPE)

Property, Plant & Equipment are recognized if it is probable that future economic benefits associated with the assets will flow to the company and the cost of the assets can be reliably measured. The cost of acquisition of an asset comprises its purchase price and any directly attributable cost of bringing the assets to its working condition for its intended use inclusive of inward freight, duties, non-refundable taxes and un-allocated expenditures etc.

Subsequent Costs

The cost of replacing part of an item of Property, Plant and Equipment's is recognized in the carrying amount of an item if it is probable that the future economic benefits embodied within the part will flow to the company and its cost can be measured reliably. The costs of the day-to-day servicing of Property, Plant and Equipment are recognized in the Statement of Comprehensive Income as incurred.

Depreciation

Depreciation is provided on the cost of the assets after commissioning, over the period of their expected useful lives, in accordance with the provisions of IASs 16: Property, Plant and Equipment. Depreciation is charged on addition during the period when it is available for use. Depreciation is charged on all fixed assets except land and land development on reducing balance method at the following rates:

<u>Particular of Assets</u>	<u>Rate of Depreciation</u>
Factory Building	10%
Factory Laboratory	20%
Office, Administrative & Godown Shed	10%
Factory Boundary Wall	10%
Plant and Machinery & Local Machinery	10%
Furniture and Fixtures	10%
Office Equipment	10%
Computer Equipment	25%
Vehicles	10%
Titas Gas Installation	10%
Gas Generator & Diesel Generator	20%
Machine Shed & Steel Rack	10%

Retirements and Disposals

When fixed assets are sold, the cost and accumulated depreciation are eliminated and revenue gain or loss (if any) is reflected in the Statement of Comprehensive Income that is determined on the basis of net book value of the assets and net sales proceeds or realized amount.

3.2 Capital Work-in-Progress

Capital work in progress consists of acquisition costs of plant and machinery, capital components and related installation cost until the date placed in service. In case of import of components, capital work in progress is recognized when risks and rewards associated with such assets are transferred to the company, that is, at the time of shipment is confirmed by the supplier.

3.3 Inventory

Inventories are measured at lower of cost and net realizable value in accordance with IASs-2 (Inventories). The cost of inventories includes expenditure incurred for acquiring the inventories, production or conversion costs and other costs in bringing them to their existing location and condition. In the case of manufactured inventories and work in progress, cost includes an appropriate share of production overheads based on normal operating capacity. Raw materials in transit are valued at cost. Net realizable value is the estimated selling price in the ordinary course of business less the estimated costs of completion and selling expenses. The weighted average cost method has been used to determine the value of inventory.

3.4 Financial Instruments:

A financial instrument is any contract that gives rise to a financial asset to one party and a financial liability or equity instrument to another party.



i) Financial Assets:

Financial assets of the company include cash and cash equivalent, trade and other receivables, other long term receivables and deposits. The company initially recognizes the financial assets when and only when the company becomes a party to the contractual provisions of the transaction. All other financial assets are recognized initially on the date at which the company becomes a party to the contractual provisions of the transactions. The company derecognizes the financial asset when and only when the contractual rights or probabilities of receiving the flows from the asset expire or it transfers the rights to receive the contractual cash flows on the financial asset in a transaction in which substantially all the risks and rewards of ownership of the financial assets are transferred.

i)(a) Accounts Receivables:

These are carried at original invoice amount. This considered good and collectable, and therefore, no amount was written off as bad debt and no debt was considered doubtful to provide for.

i)(b) Cash and Cash Equivalents:

According to IASs 7 "Statement of Cash Flows", cash comprises cash in hand and demand deposit and, cash equivalents are short term, highly liquid investments that are readily convertible to known amounts of cash and which are subject to an insignificant risk of changes in value. IASs 1 "Presentation of Financial Statements" provides that Cash and Cash Equivalents are not restricted in use. Considering the provisions of IASs 7 and IASs 1 cash in hand and bank balances have been considered as cash and cash equivalents.

Other Current Assets:

Other current assets have a value on realization in the ordinary course of business that is at least equal to the amount at which they are stated in the Statement of Financial Position.

ii) Financial Liabilities:

The company initially recognizes the financial liabilities when and only when the company becomes a party to the contractual provisions of the transaction. The company derecognizes the financial liabilities when its contractual obligations are discharged or cancelled or expired. Financial liabilities include payable for expenses, liability for capital expenditures, Finance lease obligation, loans and borrowings and other current liabilities.

ii)(a) Finance Lease Obligation:

Leases in terms of which the entity assumes substantially all the risks and rewards of ownership are classified as finance lease. Upon initial recognition, the leased asset is measured at an amount equal to the lower of its fair value and the present value of minimum lease payments. Subsequent to initial recognition, the asset is accounted for in accordance with the accounting policy applicable to that asset.

ii)(b) Loans and Borrowings:

Principal amounts of the loans and borrowings are stated at their amortized amount. Borrowings repayable after twelve months from the date of Statement of Financial Position are classified as non-current liabilities whereas the portion of borrowings repayable within twelve months from the date of statement of financial position, unpaid interest and other charges are classified as current liabilities.

ii)(c) Accounts Payables:

The company recognizes a financial liability when its contractual obligations arising from past events are certain and the settlement of which is expected to result in an outflow from the entity of resources embodying benefits.

3.5 Impairment:

i. Financial Assets

Trade receivable is assessed at each reporting date to determine whether there is objective evidence that it is impaired. Trade receivable is impaired if objective evidence indicates that a loss event has occurred after the initial recognition of the assets and that the loss had a negative effect on the estimated future cash flows of that asset that can be estimated reliably.



ii. Non-Financial Assets

An asset is impaired when its carrying amount exceeds its recoverable amount. The company assesses at each reporting date whether there is any indication that an asset may be impaired. If any such indication exists, the company estimates the recoverable amount of the asset. The recoverable amount of an asset is the higher of its fair value less costs to sell and its value in use. Carrying amount of the assets is reduced to its recoverable amount by recognizing an impairment loss if the recoverable amount of the asset is less than its carrying amount. Impairment loss is recognized immediately in profit or loss unless the asset is carried at revalued amount. Any impairment loss of a revalued asset shall be treated as a revaluation decrease.

3.6 Taxation

Income tax expense comprises of current and deferred taxes. It is recognized in the Statement of Comprehensive Income and accounted for in accordance with the requirements of IASs 12: Income Taxes.

i. Current Taxation

The tax currently payable is based on the Taxable profit for the year and any adjustment to tax payable in respect of previous year. The company is a Publicly Traded Company. As per the Income Tax Act 2023 the rate of taxation applied at the rate of 20.00%.

ii. Deferred Taxation

The company does not require to compute deferred tax on PPE, because it charges depreciation as per method, conditions and rate(s) as specified in the 3rd Schedule of the Income Tax Ordinance, 1984. Depreciation has been charged on all items of Fixed Assets except for Land and Land Development on Reducing Balance Method. During the period, there were no temporary difference/s between Tax Base and Carrying Amount of an Asset or Liability.

3.7 Revaluation Reserve

Revaluation reserve arose from the revaluation of land and land development which were revalued on June 25, 2006 by M/S. GEOTECH Survey company (pvt) Ltd, a firm of professional valuers on the basis of market price prevailing in the country. The difference between revaluation and actual book value has been reported in accounts under the head Revaluation Reserve.

The company has revaluated (under 'Fair Value' method) its own land in the year of 2015 located at Squib Road, Tongi Industrial Area, Gazipur by independent valuer Mahfel Huq & Co. The area of the land is 311.10 Decimals. Book value of the land was Taka 67,411,905. After valuation, this is increased to 597,312,000. Revalued amount is Taka 529,900,095.

Particulars	Taka
Revalued Amount as on 4 May 2015	597,312,000
Book Value as on Revaluation date	(67,411,905)
Revaluation Reserve without Charging Capital Gain	529,900,095
Deferred Tax Liability @15% on Tk. 529,900,095	(79,485,014)
	450,415,081
Add: Opening Balance of Revaluation Reserve	45,845,841
Revaluation Reserve	496,260,922

3.8 Tax Holiday Reserve

The Company enjoyed five years Tax Holiday for Unit-I up to February 28, 1995 while for Unit-II for a period of five years ended on April 30, 2000, Unit-III for a period of five years ended on June 30, 2003 and Unit-IV for a period of five years ended on December 31, 2005. The Company does not currently enjoy any Tax Holiday Benefit.



3.9 Provisions, Accrued Expenses and Other Payables

Provisions and accrued expenses are recognized in the Financial Statements in line with the International Accounting Standard (IASs)-37 "Provisions, Contingent Liabilities and Contingent Assets" when

- the company has a legal or constructive obligation as a result of past event.
- it is probable that an outflow of economic benefit will be required to settle the obligation.
- a reliable estimate can be made of the amount of the obligation.

3.10 Contingent Liabilities

The Company does not have any contingent liabilities as on the reporting date.

3.11 Revenue (Turnover) from Sales

Net sale comprises the invoiced value of goods supplied by the company and consists of Sales of manufactured goods excluding Value Added Tax (VAT).

Revenue Recognition

The revenue is recognized after satisfying all the following conditions for revenue recognition as provided in IFRSs 15 "Revenue Recognition";

- i. The company has transferred to the buyer the significant risks and rewards of ownership of the goods;
- ii. The Company retains neither continuing managerial involvement to the degree usually associated ownership nor effective control over the goods sold;
- iii. The amount of revenue can be measured reliably;
- iv. It is probable that the economic benefits associated with the transaction will flow to the company;
- v. The cost incurred or to be incurred in respect of the transaction can be measured reliably.

Other non-operating income has been recognized on accrual basis.

3.12 Borrowing Cost

Borrowing cost is recognized as expense in the period in which they are incurred unless capitalization of such is allowed under IAS-23 Borrowing cost.

3.13 Earnings Per Share

The Company calculates Earnings Per Shares (EPS) in accordance with IAS-32 & 33 "Diluted Earnings Per Share" & "Earnings per Shares" which has been shown on the face of Statement of Comprehensive Income and, the computation of EPS is stated in Note 42 Earning per share (EPS) has been computed by dividing the profit after tax (PAT) by the number of ordinary shares outstanding as on June 30, 2024 as per IAS-33 "Earnings per Shares".

3.14 Basic Earnings/Loss

This represents earnings / loss for the year attributable to ordinary shareholders. As there was no preference dividend, minority interest or extra ordinary items, the net profit / loss after tax for the year has been considered as fully attributable to the ordinary shareholders.

3.15 Statement of Cash Flows

Statement of Cash Flows is prepared principally in accordance with IAS 7 "Statement of Cash Flows" and the cash flow from the operating activities have been presented under direct method as prescribed by the Securities and Exchange Rules 1987 and considering the provision of Paragraph 19 of IAS 7 which provides that "Enterprise are Encouraged to Report Cash Flow From Operating Activities Using the Direct Method".

3.16 Events after the Reporting Period:

Events after the reporting period that provide additional information about the company's position at the date of statement of Financial Position or those that indicate the going concern assumption is not appropriate are reflected in the financial statements. Events after reporting that are not adjusting events are disclosed in the notes when material.



3.17 Employee Benefit

i. Defined Benefit Plan

The Company maintains an Unfunded Gratuity Scheme and deduct when retirement benefits are paid by the company. The employees are entitle to gratuity benefit after completion of minimum 5 years service in the company.

ii. Employee's Group Insurance

The company also has a Group Insurance Scheme for its permanent employees, premium for which is being charged to Statement of Comprehensive Income annually as per the insurance policy.

3.18 Directors' Responsibility Statement

The Board of Directors is responsible for the preparation and presentation of the Financial Statements under section 183 of the Companies Act, 1994 and as per the provision of 'The Framework for the Preparation and Presentation of Financial Statements' issued by the International Accounting Standards Committee (IASC).

3.19 Deviation of Revenue & EPS

Due to political unrest during July-August 2024, the market demand for PVC products was significantly slowed down, which adversely affected the sales volume of the company. As a result, in this period, both revenue and earnings per share (EPS) were decreased significantly compared to the previous period.

3.20 Deviation of NOCF

Net Operating Cash Flows is just the resultant figure of Cash Inflows and Outflows from Operating Activities. Therefore, Net Operating Cash Flows increases, if only Cash Inflows is higher than Cash Outflows in a particular period and vice versa.

During this period, collections from sales increased. In contrast, Payment to supplier and others decreased compared to the previous period. This is why, net operating cash flow per share increased from Tk. 1.09 to Tk. 6.19.

3.21 General

i. Figures have been rounded off to the nearest taka.

ii. Previous period's/year's figures have been rearranged wherever considered necessary to ensure comparability with the current year.

iii. The Company publishes its quarterly accounts as per IASs 34 "Interim Financial Reporting" and the Bangladesh Securities and Exchange Commission (BSEC) Notification No. BSEC/CMRRCD/2006-158/208/Admin/81 dated 20 June 2018.



Note	Particulars	Sub-Note	Amount in Taka	
			31.12.2024	30.06.2024
4.0 Property, Plant & Equipment				
A. At Cost				
Opening Balance			6,516,646,521	4,979,263,431
Add: Addition during the year			48,982,745	1,537,383,089
			<u>6,565,629,266</u>	<u>6,516,646,521</u>
Less: Sale of Fixed Assets			-	-
			<u>6,565,629,266</u>	<u>6,516,646,521</u>
B. Accumulated Depreciation				
Opening Balance			2,204,562,869	2,017,765,892
Add: Charged during the year			126,045,942	186,796,977
			<u>2,330,608,811</u>	<u>2,204,562,869</u>
Written Down Value as at December 31, 2024 (A-B)			<u>4,235,020,455</u>	<u>4,312,083,652</u>
<i>A Schedule of Property, Plant & Equipment is shown in Annexure-A</i>				
5.0 FDR Investment			83,039,690	81,754,603
			<u>83,039,690</u>	<u>81,754,603</u>
6.0 Capital Work-in-Progress (CWIP)				
Capital Machinery in Transit			7,622,746	98,861,427
Add: Addition during this period			8,253,980	7,622,746
			<u>15,876,726</u>	<u>106,484,173</u>
Less: Transferred to Plant and Machinery during the year			(7,622,746)	(98,861,427)
			<u>8,253,980</u>	<u>7,622,746</u>
Opening Balance of Advance on Civil Construction			-	483,931,919
Add: Addition during this period			-	161,922,082
			-	<u>645,854,001</u>
Less: Transferred to Factory Building during the year			-	(645,854,001)
			-	-
Opening Balance of Advance on Land & Land Development			-	47,124,633
Add: Addition during this period			-	47,124,633
			-	<u>(47,124,633)</u>
Less: Transferred to Land & Land Development during the year			-	-
Closing Balance			<u>8,253,980</u>	<u>7,622,746</u>
7.0 Inventories				
Raw Materials			659,856,586	640,856,586
Work in Process			61,602,675	55,687,510
Finished Goods			701,899,307	633,651,199
Stores and Spares			6,818,996	11,364,993
Stock in Transit			970,044	1,102,323
Packing Materials			4,256,366	7,093,943
Closing Balance			<u>1,435,403,975</u>	<u>1,349,756,554</u>
8.0 Trade & Other Receivables				
Receivables against Sales & others			1,150,242,373	1,383,273,609
Closing Balance			<u>1,150,242,373</u>	<u>1,383,273,609</u>
	Day Range		31.12.2024	30.06.2024
	Below 30 days		752,013,085	904,365,792
	Below 90 days		349,292,549	420,056,830
	Below 180 days		45,779,530	55,054,149
	Above 180 Below 1 Year		3,157,209	3,796,838
	Total		<u>1,150,242,373</u>	<u>1,383,273,609</u>

a) This is unsecured, considered good and is falling due within one year.

b) No amount is considered doubtful or bad and therefore no provision is made in the Financial Statements.

c) No amount is due by any Director or other Officer of the company and any of them severally or jointly with any other person.



Note	Particulars	Sub-Note	Amount in Taka	
			31.12.2024	30.06.2024
9.0 Advance, Deposit & Pre-payments				
	Advance to Suppliers			
	Opening Balance		263,280,064	207,428,185
	Add: Addition during this period		1,025,701,189	1,901,101,338
			1,288,981,253	2,108,529,523
	Less: Bill Adjustment		(1,141,967,950)	(1,845,249,459)
			147,013,303	263,280,064
	Advance to Employees		8,218,978	10,885,875
	Other Receivables		-	862,048
			155,232,281	275,027,987
	Deposits:			
	Security Deposit		13,147,973	11,759,573
	BG Margin & LC Margin		178,529,102	180,332,427
			191,677,075	192,092,000
	Prepayments:			
	Prepaid Rent		23,975,741	27,581,891
	Value Added Tax (VAT)		1,871,873	169,089
			25,847,614	27,750,980
	Closing Balance		372,756,970	494,870,967
	<i>a) Employees advance of Tk. 8,218,978 includes advance to officers mostly for official purpose.</i>			
	<i>b) No amount is due by the Directors, including Managing Director or officer of the company and any of them severally or jointly with any other person except as stated in (a) above.</i>			
10.0 Advance Income Tax			617,787,453	604,297,617
	Opening Balance			
	Add: Additions during the year			
	AIT Paid at Port (Import Stage)		29,808,010	122,164,941
	AIT Paid (Export, Local & Others)		24,213,458	87,168,448
	AIT on Vehicles		518,500	1,236,000
	AIT on Bangladesh Bank Cash Assistance		348,000	297,170
	AIT on FDR Interest		323,522	544,017
			672,998,943	815,708,192
	Less: Adjustments during the year			
	AIT at Port (Import Stage) Disallowed (FY: 2020-2021)		-	(127,458)
	AIT Refund up to FY: 2020-2021		-	(122,410,305)
	Prior Year Adjustment on Income Tax Assessment (FY: 2020-2021)		-	(75,382,976)
			672,998,943	617,787,453
11.0 Accrued Interest Receivable on FDR			4,572,861	2,615,003
	Accrued Interest Receivable on FDR		4,572,861	2,615,003
12.0 Inter-Company Receivables				
	Npoly Trading Ltd.		-	272,721
	Less: Transfer to Advance, Deposit and Pre-payments.		-	(272,721)
	Closing Balance		-	-
13.0 Cash & Cash Equivalents				
	Cash in Hand		9,624,857	6,874,898
	Cash at Bank		151,674,251	143,121,428
	Closing Balance		161,299,108	149,996,326
14.0 Share Capital				
	Authorized:			
	200,000,000 Ordinary Shares of Taka 10 each		2,000,000,000	3,000,000,000
	100,000,000 Preference Shares of Taka 10 each		1,000,000,000	-
			3,000,000,000	3,000,000,000
	Issued, Subscribed and Paid-up Capital:			
	I) 134,000 Ordinary Shares of Taka 10 each		13,400,000	13,400,000
	II) 134,000 Rights Shares of Taka 10 each (1:1)		13,400,000	13,400,000
	III) 536,000 Rights Shares of Taka 10 each (1:2)		53,600,000	53,600,000
	IV) 6,388,845 Bonus Shares of Taka 10 each		63,888,450	63,888,450
	V) 2,597,192 Bonus Shares of Taka 10 each		25,971,920	25,971,920
	VI) 3,405,207 Bonus Shares of Taka 10 each		34,052,070	34,052,070
	VII) 4,086,248 Bonus Shares of Taka 10 each		40,862,480	40,862,480
	VIII) 5,393,848 Bonus Shares of Taka 10 each		53,938,480	53,938,480
	IX) 6,580,494 Bonus Shares of Taka 10 each		65,804,940	65,804,940
	X) 1:1 Right Shares of Taka 10 each		364,918,340	364,918,340
			729,836,680	729,836,680



Note	Particulars	Sub-Note	Amount in Taka	
			31.12.2024	30.06.2024
15.0 Share Premium				
	Total 536,000 shares of Taka 250 each (January, 2009)		134,000,000	134,000,000
	Total 36,491,834 shares of Taka 05 each (February, 2021)		182,459,170	182,459,170
	Closing Balance		316,459,170	316,459,170
16.0 Revaluation Reserve				
	Opening Balance		496,260,922	496,260,922
	Add: Land Revalued during this year		-	-
			496,260,922	496,260,922
	Less: Deferred Tax on Land Revaluation		-	-
	Closing Balance		496,260,922	496,260,922
	<i>On 4th May 2015, the company has revaluated its own land located at Squib Road, Tongi Industrial Area, Gazipur by independent valuer Mahfel Huq & Co. Chartered Accountants. The area of the land is 311.10 Decimals. (Details in Note- 3.14)</i>			
17.0 Retained Earnings				
	Opening Balance		692,765,419	626,023,056
	Add: Profit during the year		27,812,849	165,942,514
			720,578,268	791,965,571
	Less: Adjustments during the year			
	Cash Dividend Paid (2023-2024 FY & 2022-2023 FY)		(76,632,851)	(76,632,851)
	AIT at Port (Import Stage) Disallowed (2020-2021 FY)		-	(127,458)
	Tax Adjustment against assessment (2020-2021 FY)		-	(22,439,842)
	Closing Balance		643,945,417	692,765,419
18.0 Long-Term Loan				
	Prime Bank Ltd.			
	Opening Balance		14,446,098	87,479,277
	Add: Received during the year		-	-
			14,446,098	87,479,277
	Less: Paid during this year		(6,909,088)	(73,033,179)
	Closing Balance		7,537,010	14,446,098
	Less: Current Maturity within one year		(7,537,010)	(14,446,098)
			-	-
	Syndicate Loan (Bank Asia & IDLC)			
	Opening balance		883,229,931	421,559,654
	Add: Received during the year		-	513,460,518
			883,229,931	935,020,172
	Less: Paid during this year		(63,189,729)	(51,790,241)
	Closing Balance		820,040,203	883,229,931
	Current Maturity within one year		(55,389,086)	(52,551,315)
			764,651,116	830,678,616
	Loan from WPPF			
	Opening balance		14,050,000	11,500,000
	Add: Received during the year		-	2,550,000
			14,050,000	14,050,000
	Less: Paid during this year		-	-
	Closing Balance		14,050,000	14,050,000
	Current Maturity within one year		-	-
			14,050,000	14,050,000
18.1 Long-Term Loan (Non-current Maturity)				
	Prime Bank Ltd.		-	-
	Syndicate Loan (Bank Asia & IDLC)		764,651,116	830,678,616
	Loan from WPPF		14,050,000	14,050,000
	Closing Balance		778,701,116	844,728,616
18.2 Long-Term Loan (Current Maturity)				
	Prime Bank Ltd.		7,537,010	14,446,098
	Syndicate Loan (Bank Asia & IDLC)		55,389,086	52,551,315
	Loan from WPPF		-	-
	Closing Balance		62,926,096	66,997,413
	Total Long-Term Loan		841,627,213	911,726,029



Note	Particulars	Sub-Note	Amount in Taka	
			31.12.2024	30.06.2024
19.0	Deferred Tax Liability			
	<i>Deferred tax liability has been calculated on the revaluation surplus of land. On 4th May 2015, the company has revalued its own land located at Squib Road, Tongi Industrial Area, Gazipur by independent valuer Mahfel Huq & Co. The area of the land is 311.10 Decimals. Book value of the land was Taka 67,411,905. After valuation, this is increased to 597,312,000. Revalued amount is Taka 529,900,095. The company does not require to compute deferred tax on PPE, because it charges depreciation as per method, conditions and rate/s as specified in the 3rd Schedule of the Income Tax Ordinance, 1984. Depreciation has been charged on all items of Fixed Assets except for Land and Land Development on Reducing Balance Method. During the period, there were no temporary difference/s between Tax Base and Carrying Amount of an Asset or Liability.</i>			
	Revaluation Surplus on Land & Land Development		529,900,095	529,900,095
	Deferred Tax Liability @ 15%		79,485,014	79,485,014
	Closing Balance			
20.0	Zero Coupon Bonds			
	Fund from Zero Coupon Bonds		498,000,000	498,000,000
	Closing Balance		498,000,000	498,000,000
21.0	Inter-Company Loan (Non-Current Maturity)			
	National Fittings & Accessories Limited			
	Opening Balance		823,333,326	1,076,666,662
	Add: Received during the year		-	-
			823,333,326	1,076,666,662
	Less: Paid during this year		(126,666,668)	(253,333,336)
	Closing Balance		696,666,658	823,333,326
	Current Maturity within one year		(253,333,336)	(253,333,336)
			443,333,322	569,999,990
	<i>Company take Inter-Company Loan from National Fittings & Accessories Ltd. for settling down higher rate Bank loan and NBF loan as per approval as a syndicate loan from Standard Chartered Bank Ltd.</i>			
22.0	Short-Term Loan			
	Loan against Trust Receipt (LTR)		1,309,840,988	1,348,759,912
	Short Term Finance (STF)		1,533,340,581	1,585,349,627
	Total Short-Term Loan		2,843,181,569	2,934,109,539
23.0	Bank Overdraft			
	Name of Bank	Branch	Account No.	
	Standard Chartered Bank	Motijheel	01124925801	40,949,440
	Bank Asia	Mohakhali	02833001520	-
	BRAC Bank Limited	Satmasjid Road	201161151001	18,795,838
	Community Bank Bangladesh Ltd.	Gulshan-1	0070315928701	31,104,541
	Dhaka Bank	Gulshan Corp.	1201750000104	30,978,689
	One Bank Limited	Banani	0181020003524	300,386,436
	Prime Bank Limited	Gulshan-1	2118759023032	106,817,895
	Closing Balance		529,032,839	533,243,940
24.0	Accounts Payable			
	Payable against Carriage Outwards		5,541,211	5,328,087
	Gratuity Payable		2,836,200	2,561,200
	Gas Bill Payable		33,928,138	65,976,366
	Mobile Bill Payable		636,848	778,366
	Directors Remuneration Payable		600,000	600,000
	Electricity Bill		11,085,213	12,631,739
	Local Supplier		23,474,112	21,836,383
	Non-refunded Rights Share Subscription Money-2021		38,520	38,520
	Employer's Contribution to Provident Fund		-	19,790,385
	Closing Balance		78,140,242	129,541,047
25.0	Unclaimed Dividend Account			
	Unclaimed Cash Dividend for the FY: 2019-2020		-	-
	Unclaimed Cash Dividend for the FY: 2020-2021		3,703,126	3,703,126
	Unclaimed Cash Dividend for the FY: 2021-2022		3,533,239	3,533,239
	Unclaimed Cash Dividend for the FY: 2022-2023		3,630,420	3,634,436
	Closing Balance		10,866,786	10,870,802



Note	Particulars	Sub-Note	Amount in Taka	
			31.12.2024	31.12.2023
31.0	Cost of Goods Sold			
	Opening Stock of Raw Materials		640,856,586	610,139,148
	Add: Purchase during the year		1,705,600,463	2,511,594,989
	Less: Closing Stock of Raw Materials		(659,856,586)	(604,574,636)
	Raw Materials used in Production		1,686,600,463	2,517,159,501
	Add: Manufacturing Overhead		354,334,110	369,492,464
	Consumption of Packing Materials		41,819,997	48,012,780
	Total Production Costs		2,082,754,570	2,934,664,746
	Add: Opening Work-in-Process		55,687,510	54,595,598
	Less: Closing Work-in-Process		(61,602,675)	(55,687,510)
	Costs of Goods Manufactured		2,076,839,405	2,933,572,834
	Add: Opening Stock of Finished Goods		633,651,199	631,260,483
	Goods available for Sales		2,710,490,604	3,564,833,317
	Less: Closing Stock of Finished Goods		(701,899,307)	(643,625,583)
	Cost of Goods Sold		2,008,591,297	2,921,207,734
32.0	Administrative Expenses			
	Administrative Expenses		73,426,128	105,063,218
	Total		73,426,128	105,063,218
33.0	Selling and Distribution Expenses			
	Selling and Distribution Expenses		67,307,284	95,515,587
	Total		67,307,284	95,515,587
34.0	Other Income			
	Bangladesh Bank Cash Assistance on Export		3,480,000	2,971,700
	Interest on FDR Investment		1,617,609	1,307,593
	Accrued Interest Receivable on FDR		4,572,861	1,448,821
	Total		9,670,470	5,728,113
35.0	Foreign Exchange Gain/(Loss)			
	Foreign Exchange Gain		3,075,295	5,269,865
	Foreign Exchange Loss		(28,777,380)	(70,886,183)
	Total		(25,702,085)	(65,616,319)
36.0	Financial Expenses			
	Bank Charges		6,024,873	4,359,187
	Interest on Short-Term Loan:			
	Interest on OD		26,529,733	25,236,089
	Interest on LTR Loan		68,720,689	62,637,372
	Interest on STF Loan		38,983,338	82,753,410
			134,233,761	170,626,871
	Interest on Long-Term Loan & Bond:			
	Interest on Long-Term Loan		74,861,313	71,641,531
	Bond Interest		22,456,357	22,456,357
			97,317,670	94,097,888
	Total		237,576,304	269,083,946
37.0	Workers Profit Participation Fund (WPPF)			
	Profit before WPPF and Taxation		44,623,092	99,550,956
	Allocation for WPPF @ 5%		2,124,909	4,740,522
38.0	Provision for Taxation			
	Net Profit Before Tax		44,623,092	94,810,434
	Applicable Tax Rate		20.00%	20.00%
			8,924,618	18,962,087
	<i>As per Section 163 of Income Tax Act 2023</i>			
	Turnover Tax			
	Revenue (Note: 30)		2,447,555,721	3,550,309,646
	Applicable Tax Rate		0.60%	0.60%
			14,685,334	21,301,858

Current year Tax Rate is 20.00% on EBT and Turnover Tax is 0.60%, which is higher as per Section 180 Income Tax Act, 2023.



National Polymer Industries PLC.
Schedule of Property, Plant and Equipment
For the period ended 31 December 2024

Annexure: A
Amount in Taka

Particulars	Cost			Rate (%)	Depreciation			Written Down Value as on Dep 31, 2024
	Opening Balance as on July 01, 2024	Additions during the year	Adjustment/Sales during the year		Closing Balance as on Dec 31, 2024	Charged during the year	Adjustment during the year	
Land & Land Development								
Cost	1,395,206,801	-	-	1,395,206,801	-	-	-	1,395,206,801
Revaluation	575,745,936	-	-	575,745,936	-	-	-	575,745,936
Factory Buildings	933,036,202	-	-	933,036,202	10.0%	38,641,390	198,849,784	734,186,418
Plant & Machinery	3,083,521,928	44,922,725	-	3,128,444,653	10.0%	67,425,867	1,822,155,225	1,306,289,428
Godown Shed & Steel Rack	35,174,845	-	-	35,174,845	10.0%	264,481	30,149,709	5,025,136
Factory Laboratory	179,420	-	-	179,420	20.0%	262	177,058	2,362
Factory Boundary Wall	4,045,053	-	-	4,045,053	10.0%	29,729	3,480,204	564,849
Generator	249,469,922	-	-	249,469,922	20.0%	14,642,033	117,691,629	131,778,293
Titas Gas Installation	2,288,132	-	-	2,288,132	10.0%	20,205	1,904,245	383,887
Furniture & Fixtures	9,693,913	342,200	-	10,036,113	10.0%	222,580	5,756,501	4,279,612
Vehicles	166,647,653	-	-	166,647,653	10.0%	2,899,907	111,549,428	55,098,225
Office Equipment	46,325,716	2,598,720	-	48,924,436	10.0%	1,014,046	28,899,684	20,024,752
Computer Equipment	15,311,000	1,119,100	-	16,430,100	25.0%	885,443	9,995,345	6,434,756
Balance as on December 31, 2024	6,516,646,521	48,982,745	-	6,565,629,266		126,045,942	2,330,608,811	4,235,020,455

Allocation of Depreciation:
Manufacturing Overhead
Administrative Expenses

121,023,966
5,021,975
126,045,942

